www.snowman.cn

Version Number: C-RC02-CN-V2.0

雪人集团
SNOWMAN GROUP

官方微信

营销服务联系方式

福建雪人集团股份有限公司

地址：福建省福州市长乐区航城街道洞江西路8号

电话：0591-2870 1111

传真：0591-2870 9222

邮箱：info@snowkey.com

网址：www.snowman.cn

雪人集团保留不预先通知便可自行改变其产品的权利，产品技术参数以订货合同或合同技术附件为准。

RefComp

Reciprocating Compressor

SP 系列半封闭活塞压缩机



全球统一服务热线
400-109-6660

目 录

名 称	页码
结构图	01
型号说明	03
技术参数	04
产品特点	05
应用范围	05
性能参数	06
供货范围	14
外形尺寸图	15

RefComp SP系列半封闭活塞压缩机结构图

SP系列活塞压缩机是应用广泛的系列化压缩机，有2/4/6/8缸机型，功率范围3~70HP，在各类工商业制冷领域及空调领域都广泛应用。应用新理念及新设计，SP系列压缩机支持使用R290等环保制冷剂，无论是追求高效节能的现代建筑，还是对制冷质量有严格要求的行业，SP系列压缩机均以其可靠、灵活的特点成为理想选择。

安全阀

- 机体内置安全阀，连接高压和低压侧，保证压缩机安全运行；
- 高规格的设计要求，密封可靠、动作灵敏。



制冷量调节

- 根据负荷调节制冷量；
- 制冷量调节范围分为4缸机50%制冷量、6缸机66%～33%制冷量和8缸机75%～50%制冷量，较大限度地满足系统制冷量的需求。





机体

- 设计压力达30bar；
- 低压降进气流道设计，同时能充分冷却电机；
- 中间直通气道，减小沿程损失；排气损失小，损耗低；
- 高度集成温度传感器、截止阀、吸气过滤器等部件，结构紧凑并有效提高设备可靠性；
- 设有排油单向阀，避免电机内腔积油，保证油平衡。



曲轴、连杆、活塞

- 基于转子动力学设计的平衡型曲轴，保证刚性，同时降低振动；
- 效率高、强度高、气流脉动和噪音低，采用新技术，达到同类产品领先水平；
- 优化设计，提高压缩效率，有效运用在中低温制冷场合；
- 连杆活塞通过活塞销相连，连杆的小头内有耐磨的轴瓦，可以加长使用寿命。



电机保护

- 配置INT69B2电机保护模块，动态监控，保障压缩机运行安全。



截止阀

- 部分吸/排气截止阀可旋转，安装简单、紧凑和灵活。



吸气过滤器

- 内置精密吸气过滤器，有效过滤制冷气体中杂质并保护电机；
- 置于机体吸气端最外侧，结构紧凑、更换简便。



轴承

- 采用滑动轴承（轴瓦）、止推垫片组合配对，实现高载荷、高耐磨、低噪音，保证产品生命周期；
- 高耐磨滑动体及良好的润滑，设计寿命达5～8万小时。



电机

- 高效PW型电机，启动电流小，能源效率高；
- 根据不同区域的电压，设计多种运行电压和频率，满足各种电压需求；
- 特殊定制材料，能同时兼容R407C、R134a、R404A、R507A等多种制冷剂；
- 特殊的结构设计及空间布局，利用吸气工质对驱动电机进行有效冷却，同时保证吸气过热度。



型号说明

压缩机	SP	4	H	N	2000
	SP	4	L	F	080E

系列	
SP	半封闭活塞压缩机

气缸数
SP系列：2，4，6，8

电机类型	
H	高温压缩机电机
L	低温压缩机电机

油润滑方式[1](仅SP系列)	
F	强制润滑(带油泵)
N	飞溅润滑(不带油泵)

电机名义功率 HP X 100[2]

(1) 仅针对4缸型号：10～20[HP]高温压缩机和6～12[HP]低温的压缩机

(2) 字母“E”结尾的型号表示用POE油的压缩机

技术参数

型号SP		H（高温压缩机）																
		SP2H				SP4HF/SP4HN				SP4H				SP6H			SP8H	
		0500	0600	0800	0900	1000	1200	1500	2000	2200	2500	3000	3500	3700	4000	5000	6000	7000
		050E	060E	080E	090E	100E	120E	150E	200E	220E	250E	300E	350E	370E	400E	500E	600E	700E
额定功率	HP/kW	5/3.7	6/4.4	8/5.9	9/6.6	10/7.5	12/8.9	15/11.2	20/14.9	22/16.4	25/18.7	30/22.4	35/26.1	37/27.6	40/29.9	50/37.3	60/45	70/52
排气量 50/60[Hz]	m^3/hr	17.5/21	21/25.2	24.5/29.4	28/33.6	35/42	42/50.4	49/58.8	56/67.2	64.7/77.6	75/90	86.1/103.3	102.9/123.5	112.5/135	129.1/154.9	154.4/185.3	186/224	222/268
气缸数		2				4								6			8	
重量	kg	86	87	87	91	143	146	152	155	193	206	209	238	241	246	250	345	350
注油量	dm^3	1.8	1.8	1.8	1.8	2.6	2.6	2.6	2.6	3.7	3.7	3.7	3.7	4.2	4.2	4.2	5	5
曲轴箱加热器		230V-120W-50/60Hz -PTC				230V-200W-50/60Hz -PTC				230V-150W-50/60Hz							230V-200W 50/60Hz	
排气管内径Φ	mm/inch	16/5/8"	16/5/8"	22/7/8"	22/7/8"	22/7/8"	28/1 1/8"	28/1 1/8"	28/1 1/8"	28/1 1/8"	28/1 1/8"	28/1 1/8"	35/1 3/8"	35/1 3/8"	35/1 3/8"	42/1 5/8"	54/2 1/8"	54/2 1/8"
吸气管内径Φ	mm/inch	28/1 1/8"	28/1 1/8"	28/1 1/8"	28/1 1/8"	28/1 1/8"	35/1 3/8"	42/1 5/8"	42/1 5/8"	42/1 5/8"	54/2 1/8"	54/2 1/8"	54/2 1/8"	54/2 1/8"	54/2 1/8"	54/2 1/8"	67/2 5/8"	67/2 5/8"
能量调节		-	-	-		100%,50%				100%,50%				100%,66%,33%			100%,75%,50%	
标准电机		230V/3/50Hz Y/D (230V-D/400V/Y)				400V/3/50Hz 或 460V/3/60Hz(1) PW												
启动电流 PW/DOL	A	54/94	60/104	85/148	97/169	71/110	75/125	86/144	106/168	102/170	123/201	150/243	178/290	178/290	201/330	233/394	271/361	329/439
最大运行电流	A	12/21	14/24	16/28	20/35	24	27	33	40	37	43	52	56	60	75	93	115	140

型号SP		L（低温压缩机）																
		SP2L				SP4LF/SP4LN				SP4L				SP6L			SP8L	
		0300	0400	0500	0600	0600	0800	1000	1200	1500	1800	2200	2500	2700	3000	4000	5000	6000
		030E	040E	050E	060E	060E	080E	100E	120E	150E	180E	220E	250E	270E	300E	400E	500E	600E
额定功率	HP/kW	3/2	4/3	5/3.7	6/4.4	6/4.5	8/5.9	10/7.5	12/8.9	15/11.2	18/13.3	22/16.4	25/18.7	27/20.2	30/22.4	40/29.9	50/37	60/45
排气量 50/60[Hz]	m^3/hr	17.5/21	21/25.2	24.5/29.4	28/33.6	35/42	42/50.4	49/58.8	56/67.2	64.7/77.6	75/90	86.1/103.3	102.9/123.5	112.5/135	129.1/154.9	154.4/185.3	186/224	222/268
气缸数		2				4								6			8	
重量	kg	84	85	85	86	134	139	144	146	182	186	195	220	230	236	247	340	345
注油量	dm^3	1.8	1.8	1.8	1.8	2.6	2.6	2.6	2.6	3.7	3.7	3.7	3.7	4.2	4.2	4.2	5	5
曲轴箱加热器		230V-120W-50/60Hz -PTC				230V-200W-50/60Hz -PTC				230V-200W-50/60Hz							230V-200W 50/60Hz	
排气管内径Φ	mm/inch	16/5/8"	16/5/8"	22/7/8"	22/7/8"	22/7/8"	28/1 1/8"	28/1 1/8"	28/1 1/8"	28/1 1/8"	28/1 1/8"	28/1 1/8"	35/1 3/8"	35/1 3/8"	35/1 3/8"	42/1 5/8"	54/2 1/8"	54/2 1/8"
吸气管内径Φ	mm/inch	28/1 1/8"	28/1 1/8"	28/1 1/8"	28/1 1/8"	28/1 1/8"	35/1 3/8"	35/1 3/8"	35/1 3/8"	42/1 5/8"	42/1 5/8"	54/2 1/8"	54/2 1/8"	54/2 1/8"	54/2 1/8"	54/2 1/8"	67/2 5/8"	67/2 5/8"
能量调节		-	-	-		100%，50%				100%，50%				100%，66%，33%			100%,75%,50%	
标准电机		△230V/3/50Hz Y400V/3/50Hz				400V/3/50Hz 或 460V/3/60Hz(1) PW												
启动电流 PW/DOL	A	35/61	49/85	54/94	60/104	43/70	54/88	71/110	75/125	88/146	102/170	102/170	123/201	123/201	150/243	201/330	237/316	271/361
最大运行电流	A	9/16	10/17	12/21	14/24	16	19	24	27	29	33	39	43	48	54	75	97	115

（1）电压允许波动范围±10%

产品特点

制冷剂通用性强

通用R407C、R134a、R404A和R507A等HFC 无氯制冷剂。

高能效比

配备电机保护模块，高效吸气冷却电机，低能耗，效率高；

可根据负荷选择不同的制冷量级数；

优化的低压缩比。

优化的润滑系统

结构紧凑

优化的机身设计及优质的铸件材料；

整机尺寸小，集过滤器、截止阀、温度传感器于机身一体。

运行平稳、噪音低

采用 RefComp 自行设计的曲轴配有平衡块，达到同类型产品的先进水平。

安装简便、可维护性高

满足各种效率和性能优良的水冷、风冷和热泵机组要求。

应用范围

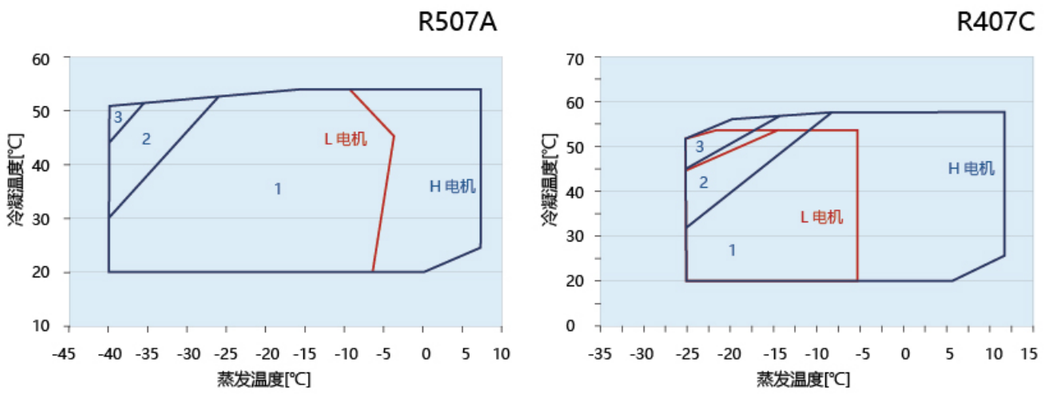

满负荷运行应用范围

1 = 标准应用范围（[25℃]吸气温度）

2 = 附加冷却应用范围

3 = 需附加冷却+最大10K吸气过热度的应用范围

4 = 需附加冷却+喷液冷却LCM的应用范围（不适用于8缸型号SP8H.....SP8L）

性能参数（SP*H，制冷剂R407C）

SP2H050E

Tc	30		40		50		58	
Te	Pf	Pa	Pf	Pa	Pf	Pa	Pf	Pa
-25	4.3	1.8	3.4	1.9	2.8	1.9	-	-
-20	5.7	2.2	4.6	2.3	3.7	2.4	-	-
-15	7.5	2.5	6.2	2.7	5.1	2.9	-	-
-10	9.6	2.8	8.2	3.1	6.8	3.3	-	-
-5	12.2	3.0	10.6	3.4	8.9	3.7	7.6	3.9
0	15.3	3.1	13.3	3.6	11.4	4.0	9.8	4.4
5	18.7	3.2	16.5	3.8	14.2	4.4	12.3	4.8
10	22.5	3.3	20.1	4.0	17.5	4.7	15.3	5.1

SP2H060E

Tc	30		40		50		58	
Te	Pf	Pa	Pf	Pa	Pf	Pa	Pf	Pa
-25	5.2	2.2	4.1	2.3	3.4	2.3	-	-
-20	6.8	2.6	5.5	2.8	4.5	2.9	-	-
-15	6.9	3.0	7.4	3.3	6.4	3.4	-	-
-10	11.6	3.3	9.8	3.7	8.2	3.9	-	-
-5	14.7	3.5	12.7	4.0	10.7	4.4	9.1	4.7
0	18.3	3.7	16.0	4.3	13.7	4.8	11.7	5.2
5	22.4	3.9	19.8	4.6	17.1	5.2	14.8	5.7
10	27.0	3.9	24.1	4.8	21.0	5.5	18.3	6.1

SP2H080E

Tc	30		40		50		58	
Te	Pf	Pa	Pf	Pa	Pf	Pa	Pf	Pa
-25	6.0	2.5	4.7	2.6	3.9	2.6	-	-
-20	7.9	3.0	6.4	3.2	5.2	3.3	-	-
-15	10.4	3.5	8.6	3.8	7.1	4.0	-	-
-10	13.5	3.8	11.4	4.2	9.5	4.6	-	-
-5	17.1	4.1	14.8	4.7	12.4	5.1	10.6	5.4
0	21.4	4.3	18.7	5.0	15.9	5.6	13.7	6.0
5	26.2	4.5	23.1	5.3	19.9	6.0	17.3	6.6
10	31.5	4.6	28.2	5.6	24.5	6.4	21.4	7.1

SP2H090E

Tc	30		40		50		58	
Te	Pf	Pa	Pf	Pa	Pf	Pa	Pf	Pa
-25	6.9	2.9	5.4	3.0	4.5	3.0	-	-
-20	9.1	3.5	7.3	3.7	6.0	3.8	-	-
-15	11.9	3.9	9.9	4.3	8.1	4.5	-	-
-10	15.4	4.4	13.1	4.8	10.9	5.2	-	-
-5	19.6	4.7	16.9	5.3	14.2	5.8	12.1	6.2
0	24.4	4.9	21.4	5.7	18.2	6.4	15.6	6.9
5	29.9	5.1	26.5	6.0	22.8	6.9	19.7	7.5
10	36.0	5.2	32.2	6.3	28.0	7.3	24.4	8.1

SP4HF100E/SP4HN100E

Tc	30		40		50		58	
Te	Pf	Pa	Pf	Pa	Pf	Pa	Pf	Pa
-25	8.6	3.6	6.8	3.7	5.6	3.8	-	-
-20	11.4	4.3	9.2	4.6	7.5	4.8	-	-
-15	14.9	4.9	12.4	5.4	10.2	5.7	-	-
-10	19.3	5.4	16.3	6.0	13.6	6.5	-	-
-5	24.5	5.8	21.1	6.6	17.8	7.3	15.2	7.7
0	30.5	6.2	26.7	7.1	22.8	7.9	19.5	8.6
5	37.4	6.4	33.1	7.5	28.5	8.6	24.7	9.4
10	45.0	6.5	40.2	7.9	35.0	9.2	30.5	10.1

SP4HF120E/SP4HN120E

Tc	30		40		50		58	
Te	Pf	Pa	Pf	Pa	Pf	Pa	Pf	Pa
-25	10.3	4.3	8.1	4.5	6.7	4.5	-	-
-20	13.6	5.2	11.0	5.5	9.0	5.7	-	-
-15	17.9	5.9	14.8	6.4	12.2	6.8	-	-
-10	23.1	6.5	19.6	7.2	16.3	7.8	-	-
-5	29.4	7.0	25.3	7.9	21.3	8.7	18.2	9.3
0	36.6	7.4	32.0	8.5	27.3	9.5	23.4	10.3
5	44.8	7.6	39.7	9.0	34.2	10.3	29 6	11.2
10	54.1	7.8	48.3	9.5	42.0	11.0	36.7	12.2

SP4HF150E/SP4HN150E

Tc	30		40		50		58	
Te	Pf	Pa	Pf	Pa	Pf	Pa	Pf	Pa
-25	12.1	5.0	9.5	5.2	7.8	5.3	-	-
-20	15.9	6.0	12.9	6.4	10.5	6.7	-	-
-15	20.9	6.9	17.3	7.5	14.2	7.9	-	-
-10	27.0	7.6	22.9	8.4	19.0	9.1	-	-
-5	34.3	8.2	29.6	9.3	24.9	10.2	21.2	10.8
0	42.7	8.6	37.4	9.9	31.9	11.1	27.3	12.0
5	52.3	8.9	46.3	10.5	39.9	12.0	34.5	13.1
10	63.1	9.1	56.3	11.0	49.0	12.8	42.8	14.2

SP4HF200E/SP4HN200E

Tc	30		40		50		58	
Te	Pf	Pa	Pf	Pa	Pf	Pa	Pf	Pa
-25	13.8	5.7	10.9	6.0	9.0	6.0	-	-
-20	18.2	6.9	14.7	7.4	12.0	7.6	-	-
-15	23.9	7.9	19.8	8.6	16.3	9.1	-	-
-10	30.9	8.7	26.2	9.6	21.7	10.4	-	-
-5	39.2	9.3	33.8	10.6	28.5	11.6	24.2	12.4
0	48.8	9.8	42.7	11.4	36.4	12.7	31.3	13.7
5	59.8	10.2	52.9	12.0	45.6	13.7	39.5	15.0
10	72.1	10.4	64.4	12.6	56.0	14.7	48.9	16.2

SP4H220E

Tc	30		40		50		58	
Te	Pf	Pa	Pf	Pa	Pf	Pa	Pf	Pa
-25	15.9	7.2	12.5	8.2	10.3	9.0	-	-
-20	21.0	8.1	17.0	9.4	13.9	10.4	-	-
-15	27.6	9.0	22.9	10.4	18.8	11.8	-	-
-10	35.7	9.7	30.2	11.4	25.1	13.0	-	-
-5	45.3	10.3	39.0	12.2	32.9	14.2	28.0	15.9
0	56.4	10.9	49.3	13.0	42.1	15.3	36.1	17.2
5	69.1	11.3	61.1	13.6	52.7	16.2	45.6	18.5
10	83.3	11.6	74.4	14.1	64.7	17.0	56.5	19.7

SP4H250E

Tc	30		40		50		58	
Te	Pf	Pa	Pf	Pa	Pf	Pa	Pf	Pa
-25	18.5	8.4	14.6	9.5	12.0	10.4	-	-
-20	24.3	9.4	19.7	10.9	16.1	12.1	-	-
-15	32.0	10.4	26.5	12.1	21.8	13.7	-	-
-10	41.4	11.3	35.0	13.2	29.1	15.1	-	-
-5	52.5	12.0	45.3	14.2	38.1	16.5	32.5	18.4
0	65.4	12.6	57.2	15.0	48.8	17.7	41.9	20.0
5	80.1	13.1	70.9	15.8	61.1	18.8	52.9	21.4
10	96.6	13.5	86.3	16.4	75.1	19.8	65.5	22.8

性能参数（SP*H，制冷剂R407C）

SP4H300E

Tc	30		40		50		58	
Te	Pf	Pa	Pf	Pa	Pf	Pa	Pf	Pa
-25	21.2	9.6	16.7	10.9	13.8	6.5	-	-
-20	27.9	10.8	22.6	12.5	18.4	8.5	-	-
-15	36.7	11.9	30.4	13.9	25.0	10.5	-	-
-10	47.4	12.9	40.2	15.1	33.4	12.5	-	-
-5	60.2	13.8	51.9	16.2	43.7	14.6	37.3	21.1
0	75.0	14.5	65.6	17.2	55.9	16.6	48.0	22.9
5	91.9	15.0	81.3	18.1	70.1	18.6	60.6	24.6
10	110.7	15.4	98.9	18.8	86.1	22.7	75.1	26.1

SP4H350E

Tc	30		40		50		58	
Te	Pf	Pa	Pf	Pa	Pf	Pa	Pf	Pa
-25	25.3	11.4	20.0	13.1	16.5	14.3	-	-
-20	33.4	12.9	27.0	14.9	22.0	16.6	-	-
-15	43.8	14.3	36.3	16.6	29.9	18.7	-	-
-10	56.7	15.5	48.0	18.1	39.9	20.7	-	-
-5	72.0	16.5	62.1	19.4	52.3	22.6	44.5	25.2
0	89.7	17.3	78.4	20.6	66.9	24.3	57.4	27.4
5	109.8	17.9	97.2	21.6	83.8	25.8	72.5	29.4
10	132.4	18.4	118.3	22.5	102.9	27.1	89.8	31.3

SP6H370E

Tc	30		40		50		58	
Te	Pf	Pa	Pf	Pa	Pf	Pa	Pf	Pa
-25	27.7	12.5	21.8	14.3	18.0	15.6	-	-
-20	36.5	14.2	29.5	16.3	24.1	18.2	-	-
-15	48.0	15.6	39.8	18.1	32.7	20.5	-	-
-10	62.0	16.9	52.6	19.8	43.7	22.7	-	-
-5	78.8	18.0	67.9	21.3	57.2	24.7	48.7	27.6
0	98.1	18.9	85.8	22.5	73.2	26.5	62.8	30.0
5	120.2	19.6	106.3	23.7	91.7	28.2	79.3	32.2
10	144.9	20.2	129.4	24.6	112.6	29.7	98.3	34.2

SP6H400E

Tc	30		40		50		58	
Te	Pf	Pa	Pf	Pa	Pf	Pa	Pf	Pa
-25	31.9	14.4	26.1	16.4	20.7	17.9	-	-
-20	42.1	16.3	33.9	18.7	27.7	20.9	-	-
-15	55.1	18.0	45.7	20.8	37.5	23.6	-	-
-10	71.3	19.4	60.4	22.7	50.2	26.1	-	-
-5	90.5	20.7	78.1	24.4	65.8	28.4	56.0	31.7
0	112.8	21.7	98.7	25.9	84.1	30.5	72.2	34.4
5	138.1	22.6	122.2	27.2	105.4	32.4	94.2	37.0
10	166.5	23.2	148.8	28.2	129.4	34.1	112.9	39.3

SP6H500E

Tc	30		40		50		58	
Te	Pf	Pa	Pf	Pa	Pf	Pa	Pf	Pa
-25	38.1	17.2	30.0	19.6	24.7	21.4	-	-
-20	50.2	19.5	40.6	22.4	33.1	24.9	-	-
-15	65.9	21.5	54.6	24.9	44.9	28.2	-	-
-10	85.2	23.2	72.2	27.2	60.0	31.2	-	-
-5	108.2	24.7	93.3	29.2	78.6	33.9	67.0	37.9
0	134.8	26.0	117.9	31.0	100.5	36.5	86.3	41.2
5	165.1	27.0	146.1	32.5	125.9	38.7	109.0	44.2
10	199.0	27.7	177.8	33.8	154.7	40.7	135.0	47.0

SP8H600E

Tc	30		40		50		58	
Te	Pf	Pa	Pf	Pa	Pf	Pa	Pf	Pa
-25	46.7	20.3	41.5	21.5	33.0	21.8	-	-
-20	62.6	23.4	55.7	25.2	45.9	26.2	-	-
-15	81.1	26.1	72.3	28.6	60.7	30.4	-	-
-10	102.7	28.5	91.6	31.8	77.9	34.4	-	-
-5	127.9	30.6	114.1	34.7	98.2	38.2	85.0	40.6
0	157.1	32.3	140.5	37.3	121.9	41.9	106.8	45.1
5	191.0	33.7	171.2	39.7	149.6	45.4	132.3	49.5
10	230.0	34.7	206.6	41.9	181.8	48.6	162.1	53.8

SP8H700E

Tc	30		40		50		58	
Te	Pf	Pa	Pf	Pa	Pf	Pa	Pf	Pa
-25	55.7	24.2	49.5	25.6	39.4	26.0	-	-
-20	74.7	27.9	66.5	30.0	54.7	31.3	-	-
-15	96.8	31.2	86.3	34.1	72.4	36.3	-	-
-10	122.6	34.1	109.3	37.9	93.0	41.1	-	-
-5	152.6	36.5	136.2	41.4	117.2	45.7	101.5	48.5
0	187.5	38.6	167.7	44.6	145.5	50.0	127.5	53.9
5	228.0	40.2	204.3	47.4	178.6	54.1	157.9	59.1
10	274.5	41.4	246.7	50.0	217.0	58.1	193.5	64.2

图例

Pf = 制冷量(kW)

Pa = 输入功率(kW)

Te = 蒸发温度(℃)

Tc = 冷凝温度(℃)

50Hz = 频率

液体过冷度5K

吸气过热度10K

表示需要附加冷却(参考应用界限)

参考全负荷50Hz运转界限

不同工况下的性能数据请参考莱富康LEONARDO选型软件

性能参数（SP*L，制冷剂R407C）

SP2L030E

Tc	30		40		50		54	
Te	Pf	Pa	Pf	Pa	Pf	Pa	Pf	Pa
-25	4.3	1.7	3.4	1.8	2.8	1.8	-	-
-20	5.7	2.1	4.6	2.2	3.7	2.3	3.5	2.3
-15	7.5	2.4	6.2	2.6	5.1	2.7	4.7	2.8
-10	9.6	2.6	8.2	2.9	6.8	3.1	6.3	3.2
-5	12.2	2.8	10.6	3.2	6.9	3.5	8.2	3.6

SP2L040E

Tc	30		40		50		54	
Te	Pf	Pa	Pf	Pa	Pf	Pa	Pf	Pa
-25	5.2	2.0	4.1	2.1	3.4	2.1	-	-
-20	6.8	2.5	5.5	2.6	4.5	2.7	4.2	2.7
-15	8.9	2.8	7.4	3.1	6.1	3.2	5.6	3.3
-10	11.6	3.1	9.8	3.4	8.2	3.7	7.5	3.8
-5	14.7	3.3	12.7	3.8	10.7	4.1	9.9	4.3

SP2L050E

Tc	30		40		50		54	
Te	Pf	Pa	Pf	Pa	Pf	Pa	Pf	Pa
-25	6.0	2.4	4.7	2.5	3.9	2.5	-	-
-20	7.9	2.9	6.4	3.0	5.2	3.1	4.9	3.2
-15	10.4	3.3	8.6	3.5	7.1	3.8	6.5	3.8
-10	13.5	3.6	11.4	4.0	9.5	4.3	8.8	4.4
-5	17.1	3.9	14.8	4.4	12.4	4.8	11.5	5.0

SP2L060E

Tc	30		40		50		54	
Te	Pf	Pa	Pf	Pa	Pf	Pa	Pf	Pa
-25	6.9	2.7	5.4	2.8	4.5	2.8	-	-
-20	9.1	3.2	7.3	3.5	6.0	3.6	5.5	3.6
-15	11.9	3.7	9.9	4.0	8.1	4.3	7.5	4.3
-10	15.4	4.1	13.1	4.5	10.9	4.9	10.0	5.0
-5	19.6	4.4	16.9	5.0	14.2	5.5	13.2	5.6

SP4LF060E/SP4LN060E

Tc	30		40		50		54	
Te	Pf	Pa	Pf	Pa	Pf	Pa	Pf	Pa
-25	8.6	3.9	6.8	4.4	5.6	4.9	-	-
-20	11.4	4.4	9.2	5.1	7.5	5.6	7.0	5.8
-15	14.9	4.9	12.4	5.6	10.2	6.4	9.4	6.7
-10	19.3	5.3	16.3	6.2	13.6	7.1	12.5	7.4
-5	24.5	5.6	21.1	6.6	17.8	7.7	16.5	8.1

SP4LF080E/SP4LN080E

Tc	30		40		50		54	
Te	Pf	Pa	Pf	Pa	Pf	Pa	Pf	Pa
-25	10.3	4.7	8.1	5.3	6.7	5.8	-	-
-20	13.6	5.3	11.0	6.1	9.0	6.8	8.4	7.0
-15	17.9	5.8	14.8	6.8	12.2	7.7	11.2	8.0
-10	23.1	6.3	19.6	7.4	16.3	8.5	15.0	8.9
-5	29.4	6.7	25.3	7.9	21.3	9.2	19.8	9.7

SP4LF100E/SP4LN100E

Tc	30		40		50		54	
Te	Pf	Pa	Pf	Pa	Pf	Pa	Pf	Pa
-25	12.1	5.5	9.5	6.2	7.8	6.8	7.4	7.0
-20	15.9	6.2	12.9	7.1	10.5	7.9	9.7	8.2
-15	20.9	6.8	17.3	7.9	14.2	8.9	13.1	9.3
-10	27.0	7.4	22.9	8.6	19.0	9.9	17.6	10.4
-5	34.3	7.8	29.6	9.3	24.9	10.8	23.1	11.4

SP4LF120E/SP4LN120E

Tc	30		40		50		54	
Te	Pf	Pa	Pf	Pa	Pf	Pa	Pf	Pa
-25	13.8	6.2	10.9	7.1	9.0	7.8	-	-
-20	18.2	7.0	14.7	8.1	12.0	9.0	11.1	9.4
-15	23.9	7.8	19.8	9.0	16.3	10.2	15.0	10.7
-10	30.9	8.4	26.2	9.8	21.7	11.3	20.1	11.9
-5	39.2	9.0	33.8	10.6	28.5	12.3	26.3	13.0

SP4L150E

Tc	30		40		50		54	
Te	Pf	Pa	Pf	Pa	Pf	Pa	Pf	Pa
-25	15.9	7.2	12.5	8.2	10.3	9.0	-	-
-20	21.0	8.1	17.0	9.4	13.9	10.4	12.9	10.8
-15	27.6	9.0	22.9	10.4	18.8	11.8	17.3	12.3
-10	35.7	9.7	30.2	11.4	25.1	13.0	23.2	13.7
-5	45.3	10.3	39.0	12.2	32.9	14.2	30.4	15.0

SP4L180E

Tc	30		40		50		54	
Te	Pf	Pa	Pf	Pa	Pf	Pa	Pf	Pa
-25	18.5	8.4	14.6	9.5	12.0	10.4	-	-
-20	24.3	9.4	19.7	10.9	16.1	12.1	14.9	12.5
-15	32.0	10.4	26.5	12.1	21.8	13.7	20.1	14.3
-10	41.4	11.3	35.0	13.2	29.1	15.1	26.9	15.9
-5	52.5	12.0	45.3	14.2	38.1	16.5	35.3	17.4

性能参数（SP*L，制冷剂R407C）

SP4L220E								
Tc	30		40		50		54	
Te	Pf	Pa	Pf	Pa	Pf	Pa	Pf	Pa
-25	21.2	9.6	16.7	10.9	13.8	11.9	-	-
-20	27.9	10.8	22.6	12.5	18.4	13.9	17.1	14.4
-15	36.7	11.9	30.4	13.9	25.0	15.7	23.0	16.4
-10	47.4	12.9	40.2	15.1	33.4	17.4	30.8	18.2
-5	60.2	13.8	51.9	16.2	43.7	18.9	40.5	20.0

SP4L250E								
Tc	30		40		50		54	
Te	Pf	Pa	Pf	Pa	Pf	Pa	Pf	Pa
-25	25.5	11.5	20.1	13.2	16.6	14.4	-	-
-20	33.6	13.0	27.2	15.0	22.2	16.7	20.6	17.3
-15	44.1	14.4	36.6	16.7	30.0	18.9	27.7	19.7
-10	57.1	15.5	48.3	18.2	40.2	20.9	37.1	21.9
-5	72 4	16.6	62.5	19.5	52.6	22.7	48.7	24.0

SP6L270E								
Tc	30		40		50		54	
Te	Pf	Pa	Pf	Pa	Pf	Pa	Pf	Pa
-25	27.7	12.5	21.8	14.3	18.0	15.6	-	-
-20	36.5	14.2	29.5	16.3	24.1	18.2	22.4	18.8
-15	48.0	15.6	39.8	18.1	32.7	20.5	30.1	21.4
-10	62.0	16.9	52.6	19.8	43.7	22.7	40.3	23.9
-5	78.8	18.0	67.9	21.3	57.2	24.7	53.0	26.1

SP6L300E								
Tc	30		40		50		54	
Te	Pf	Pa	Pf	Pa	Pf	Pa	Pf	Pa
-25	31.9	14.4	25.1	16.4	20.7	17.9	-	-
-20	42.0	16.3	33.9	18.7	27.7	20.9	25.7	21.6
-15	55.1	18.0	45.7	20.8	37.5	23.6	34.6	24.6
-10	71.3	19.4	60.4	22.7	50.2	26.1	46.4	27.4
-5	90.5	20.7	78.1	24.4	65.8	28.4	60.9	30.0

SP6L400E								
Tc	30		40		50		54	
Te	Pf	Pa	Pf	Pa	Pf	Pa	Pf	Pa
-25	38.2	17.3	30.1	19.7	24.8	21.5	-	-
-20	50.4	19.5	40.7	22.5	33.2	25.0	30.9	25.9
-15	66.2	21.6	54.9	25.0	45.1	28.3	41.6	29.5
-10	85.6	23.3	72.5	27.3	60.3	31.3	55.6	32.9
-5	108.6	24.8	93.7	29.3	78.9	34.1	73.0	36.0

SP8L500E								
Tc	30		40		50		54	
Te	Pf	Pa	Pf	Pa	Pf	Pa	Pf	Pa
-25	46.7	20.3	41.5	21.5	33.0	21.8	-	-
-20	62.6	23.4	55.7	25.2	45.9	26.2	41.5	26.4
-15	81.1	26.1	72.3	28.6	60.7	30.4	55.7	30.9
-10	102.7	28.5	91.6	31.8	77.9	34.4	72.2	35.3
-5	127.9	30.6	114.1	34.7	98.2	38.2	91.6	39.5

SP8L600E								
Tc	30		40		50		54	
Te	Pf	Pa	Pf	Pa	Pf	Pa	Pf	Pa
-25	55.7	24.2	49.5	25.6	39.4	26.0	-	-
-20	74.7	27.9	66.5	30.0	54.7	31.3	49.5	31.5
-15	96.8	31.2	86.3	34.1	72.4	36.3	66.4	36.9
-10	122.6	34.1	109.3	37.9	93.0	41.1	86.2	42.1
-5	152.6	36.5	136.2	41.4	117.2	45.7	109.3	47.1

图例

Pf = 制冷量(kW)

Pa = 输入功率(kW)

Te = 蒸发温度(℃)

Tc = 冷凝温度(℃)

50Hz = 频率

液体过冷度5K

吸气过热度10K

表示需要附加冷却(参考应用界限)

参考全负荷50Hz运转界限

不同工况下的性能数据请参考莱富康LEONARDO选型软件

性能参数（SP*H，制冷剂R507A）

SP2H050E								
Tc	30		40		50		55	
Te	Pf	Pa	Pf	Pa	Pf	Pa	Pf	Pa
-25	6.1	3.0	4.9	3.0	3.6	2.9	-	-
-20	7.8	3.2	6.3	3.4	4.8	3.4	-	-
-15	9.7	3.5	8.0	3.7	6.2	3.8	5.2	3.8
-10	11.9	3.6	10.0	4.0	7.9	4.2	6.7	4.2
-5	14.5	3.8	12.3	4.2	9.9	4.5	8.6	4.6
0	17.4	3.9	15.0	4.4	12.2	4.8	10.7	4.9
5	20.7	3.9	17.9	4.6	14.8	5.1	13.1	5.3

SP2H060E								
Tc	30		40		50		55	
Te	Pf	Pa	Pf	Pa	Pf	Pa	Pf	Pa
-25	7.3	3.5	5.9	3.6	4.4	3.5	-	-
-20	9.3	3.9	7.6	4.1	5.7	4.1	-	-
-15	11.6	4.1	9.6	4.4	7.4	4.6	6.3	4.5
-10	14.3	4.4	12.0	4.8	9.4	5.0	8.1	5.0
-5	17.4	4.5	14.8	5.1	11.8	5.4	10.3	5.5
0	20.9	4.6	17.9	5.3	14.6	5.8	12.8	5.9
5	24.8	4.7	21.5	5.5	17.8	6.1	15.8	6.3

SP2H080E								
Tc	30		40		50		55	
Te	Pf	Pa	Pf	Pa	Pf	Pa	Pf	Pa
-25	8.6	4.1	6.9	4.2	5.1	4.1	-	-
-20	10.9	4.5	8.8	4.7	6.7	4.7	-	-
-15	13.6	4.8	11.2	5.2	8.6	5.3	7.3	5.3
-10	16.7	5.1	14.0	5.6	11.0	5.8	9.4	5.9
-5	20.3	5.3	17.2	5.9	13.8	6.3	12	6.4
0	24.4	5.4	20.9	6.2	17.0	6.7	15	6.9
5	28.9	5.5	25.1	6.4	20.7	7.1	18.4	7.4

SP2H090E								
Tc	30		40		50		55	
Te	Pf	Pa	Pf	Pa	Pf	Pa	Pf	Pa
-25	9.3	4.6	7.6	4.8	6.0	5.0	-	-
-20	12.1	5.0	9.9	5.4	7.8	5.7	-	-
-15	15.6	5.4	12.9	5.9	10.2	6.4	8.8	6.6
-10	19.8	5.7	16.6	6.4	13.3	7.0	11.6	7.3
-5	24.9	5.9	21.0	6.8	17.1	7.6	15.0	7.9
0	30.6	6.0	26.1	7.1	21.5	8.1	19.0	8.5
5	37.0	6.1	31.8	7.3	26.4	8.5	23.6	9.0

SP4HF100E/SP4HN100E								
Tc	30		40		50		55	
Te	Pf	Pa	Pf	Pa	Pf	Pa	Pf	Pa
-25	11.8	5.4	9.6	5.6	7.2	5.6	-	-
-20	15.1	6.0	12.4	6.3	9.5	6.5	-	-
-15	18.9	6.5	15.8	7.0	12.3	7.3	10.4	7.4
-10	23.5	6.9	19.8	7.7	15.7	8.1	13.5	8.3
-5	28.6	7.3	24.4	8.2	19.6	8.9	17.1	9.1
0	34.5	7.6	29.7	8.7	24.3	9.5	21.3	9.8
5	41.2	7.8	35.7	9.1	29.5	10.1	26.2	10.5

SP4HF120E/SP4HN120E								
Tc	30		40		50		55	
Te	Pf	Pa	Pf	Pa	Pf	Pa	Pf	Pa
-25	14.2	6.4	11.5	6.7	8.6	6.7	-	-
-20	18.1	7.2	14.9	7.6	11.4	7.8	-	-
-15	22.7	7.8	18.9	8.4	14.7	8.8	12.5	8.9
-10	28.1	8.3	23.7	9.2	18.8	9.8	16.2	9.9
-5	34.4	8.8	29.3	9.9	23.6	10.6	20.5	10.9
0	41.4	9.1	35.6	10.4	29.1	11.4	25.6	11.8
5	49.4	9.4	42.8	10.9	35.4	12.1	31.5	12.6

SP4HF150E/SP4HN150E								
Tc	30		40		50		55	
Te	Pf	Pa	Pf	Pa	Pf	Pa	Pf	Pa
-25	16.6	7.5	13.5	7.8	10.1	7.8	-	-
-20	21.1	8.4	17.4	8.9	13.3	9.1	-	-
-15	26.5	9.1	22.1	9.8	17.2	10.3	14.6	10.4
-10	32.8	9.7	27.7	10.7	21.9	11.4	18.9	11.6
-5	40.1	10.2	34.1	11.5	27.5	12.4	24.0	12.7
0	48.3	10.7	41.6	12.2	34.0	13.3	29.9	13.8
5	57.6	11.0	49.9	12.8	41.4	14.2	36.7	14.7

SP4HF200E/SP4HN200E								
Tc	30		40		50		55	
Te	Pf	Pa	Pf	Pa	Pf	Pa	Pf	Pa
-25	19.0	8.6	15.4	8.9	11.5	8.9	-	-
-20	24.1	9.5	19.8	10.1	15.1	10.4	-	-
-15	30.3	10.4	25.3	11.3	19.6	11.8	16.7	11.9
-10	37.5	11.1	31.6	12.3	25.1	13.0	21.6	13.2
-5	45.8	11.7	39.0	13.1	31.4	14.2	27.4	14.5
0	55.2	12.2	47.5	13.9	38.8	15.2	34.2	15.7
5	65.8	12.5	57.1	14.6	47.3	16.2	42.0	16.8

SP4H220E								
Tc	30		40		50		55	
Te	Pf	Pa	Pf	Pa	Pf	Pa	Pf	Pa
-25	21.8	9.8	17.7	10.4	13.5	10.9	-	-
-20	27.5	10.9	22.8	11.8	17.9	12.5	-	-
-15	34.5	11.9	29.1	13.0	23.2	14.0	20.2	14.5
-10	42.8	12.7	36.5	14.1	29.6	15.3	25.9	16.0
-5	52.4	13.3	45.1	15.0	37.0	16.6	32.7	17.4
0	63.5	13.9	55.1	15.9	45.6	17.8	40.5	18.7
5	76.1	14.3	66.3	16.6	55.4	18.8	49.5	19.9

SP4H250E								
Tc	30		40		50		55	
Te	Pf	Pa	Pf	Pa	Pf	Pa	Pf	Pa
-25	25.3	11.4	20.5	12.1	15.7	12.7	-	-
-20	31.9	12.7	26.5	13.7	20.8	14.5	-	-
-15	40.0	13.8	33.7	15.0	26.9	16.2	23.4	16.8
-10	49.6	14.7	42.3	16.3	34.3	17.8	30.1	18.5
-5	60.8	15.5	52.4	17.4	43.0	19.2	37.9	20.1
0	73.7	16.1	63.9	18.4	52.9	20.6	47.0	21.7
5	88.3	16.5	76.9	19.3	64.2	21.8	57.4	23.1

性能参数（SP*H，制冷剂R507A）

SP4H300E								
Tc	30		40		50		55	
Te	Pf	Pa	Pf	Pa	Pf	Pa	Pf	Pa
-25	29.0	13.1	23.5	13.9	18.0	14.6	-	-
-20	36.6	14.5	30.4	15.7	23.8	16.7	-	-
-15	45.9	15.8	38.7	17.3	30.9	18.6	26.8	19.3
-10	56.9	16.9	48.5	18.7	39.4	20.4	34.5	21.2
-5	69.7	17.7	60.0	20.0	49.3	22.1	43.5	23.1
0	84.5	18.4	73.2	21.1	60.7	23.6	53.9	24.9
5	101.2	19.0	88.2	22.1	73.7	25.0	65.8	26.5

SP4H350E								
Tc	30		40		50		55	
Te	Pf	Pa	Pf	Pa	Pf	Pa	Pf	Pa
-25	35.0	15.8	28.4	16.7	21.6	17.5	-	-
-20	44.1	17.5	36.6	18.8	28.6	20.0	-	-
-15	55.2	19.0	46.5	20.8	37.1	22.3	32.2	23.1
-10	68.3	20.2	58.3	22.4	47.2	24.5	41.3	25.5
-5	83.6	21.3	72.0	23.9	59.0	26.4	52.1	27.7
0	101.2	22.1	87.7	25.3	72.6	28.3	64.5	29.7
5	121.1	22.7	105.6	26.4	88.1	30.0	78.7	31.7

SP6H370E								
Tc	30		40		50		55	
Te	Pf	Pa	Pf	Pa	Pf	Pa	Pf	Pa
-25	37.9	17.1	30.8	18.1	23.6	19.1	-	-
-20	47.9	19.0	39.7	20.5	31.1	21.8	-	-
-15	60.0	20.7	50.6	22.6	40.4	24.3	35.1	25.2
-10	74.4	22.0	63.5	24.4	51.5	26.7	45.1	27.8
-5	91.2	23.2	78.5	26.1	64.4	28.9	56.9	30.2
0	110.5	24.1	95.8	27.6	79.4	30.9	70.5	32.5
5	132.4	24.8	115.4	28.9	96.4	32.8	86.1	34.7

SP6H400E								
Tc	30		40		50		55	
Te	Pf	Pa	Pf	Pa	Pf	Pa	Pf	Pa
-25	43.6	19.7	35.4	20.9	27.1	21.9	-	-
-20	55.0	21.9	45.6	23.5	35.8	25.1	-	-
-15	69.0	23.7	58.1	26.0	46.5	28.0	40.3	29.0
-10	85.5	25.3	73.0	28.1	59.2	30.7	51.9	32.0
-5	104.9	26.7	90.3	30.0	74.1	33.2	65.4	34.7
0	127.1	27.7	110.1	31.7	91.2	35.5	81.1	37.4
5	152.2	28.5	132.7	33.2	110.8	37.7	99.0	39.9

SP6H500E								
Tc	30		40		50		55	
Te	Pf	Pa	Pf	Pa	Pf	Pa	Pf	Pa
-25	52.4	23.6	42.5	25.0	32.5	26.2	-	-
-20	66.1	26.3	54.8	28.3	42.9	30	-	-
-15	82.7	28.5	69.8	31.1	55.7	33.5	48.3	34.7
-10	102.5	30.4	87.5	33.7	70.9	36.7	62.1	38.2
-5	125.6	31.9	108.1	36.0	88.6	39.7	78.2	41.6
0	152.0	33.2	131.8	38.0	109.1	42.5	96.9	44.7
5	182.0	34.1	158.6	39.7	132.4	45.0	118.3	47.6

SP8H600E								
Tc	30		40		50		55	
Te	Pf	Pa	Pf	Pa	Pf	Pa	Pf	Pa
-25	68.0	29.0	49.5	29.5	37.4	29.2	-	-
-20	83.6	31.8	64.1	33.3	50.1	33.9	-	-
-15	102.2	34.5	81.3	37.0	64.9	38.7	56.9	38.9
-10	124.2	36.8	101.5	40.6	82.4	43.4	72.6	44.2
-5	150.1	38.9	125.0	43.9	102.7	48.0	91.1	49.5
0	180.1	40.4	152.3	46.9	126.4	52.4	112.6	54.7
5	214.7	41.5	183.7	49.5	153.8	56.7	137.7	59.7

SP8H700E								
Tc	30		40		50		55	
Te	Pf	Pa	Pf	Pa	Pf	Pa	Pf	Pa
-25	81.1	34.6	59.1	35.3	44.6	34.8	-	-
-20	99.7	38.0	76.5	39.8	59.8	40.5	-	-
-15	122.0	41.2	97.0	44.2	77.5	46.1	67.9	46.5
-10	148.3	44.0	121.1	48.4	98.3	51.8	86.7	52.8
-5	179.1	46.4	149.2	52.4	122.6	57.3	108.7	59.1
0	215.0	48.3	181.8	56.0	150.9	62.6	134.4	65.3
5	256.3	49.6	219.3	59.1	183.6	67.6	164.4	71.3

图例

Pf = 制冷量(kW)

Pa = 输入功率(kW)

Te = 蒸发温度(℃)

Tc = 冷凝温度(℃)

50Hz = 频率

液体过冷度5K

吸气过热度10K

表示需要附加冷却(参考应用界限)

参考全负荷50Hz运转界限

不同工况下的性能数据请参考莱富康选型软件

性能参数（SP*L，制冷剂R507A）

SP2L030E								
Tc	30		40		50		52	
Te	Pf	Pa	Pf	Pa	Pf	Pa	Pf	Pa
-40	2.5	1.9	1.9	1.9	1.4	1.8	-	-
-35	3.5	2.3	2.8	2.3	2.1	2.3	-	-
-30	4.7	2.6	3.8	2.6	2.9	2.7	2.7	2.7
-25	6.1	2.9	4.9	3	3.8	3.2	3.6	3.2
-20	7.7	3.2	6.3	3.4	5	3.6	4.7	3.6
-15	9.6	3.4	8	3.8	6.4	4	6.1	4.1
-10	11.9	3.6	10	4.1	8.2	4.5	7.8	4.6
-6	14.1	3.8	12	4.3	9.9	4.8	-	-

SP2L040E								
Tc	30		40		50		52	
Te	Pf	Pa	Pf	Pa	Pf	Pa	Pf	Pa
-40	3	2.3	2.2	2.2	1.6	2.2	-	-
-35	4.3	2.7	3.3	2.7	2.5	2.7	-	-
-30	5.7	3.1	4.5	3.2	3.5	3.2	3.3	3.2
-25	7.3	3.5	5.9	3.6	4.6	3.8	4.4	3.8
-20	9.2	3.8	7.5	4.1	6	4.3	5.7	4.3
-15	11.5	4.1	9.5	4.5	7.7	4.8	7.3	4.9
-10	14.2	4.4	12	4.9	9.8	5.3	9.3	5.4
-6	16.9	4.5	14.3	5.2	11.8	5.8	-	-

SP2L050E								
Tc	30		40		50		52	
Te	Pf	Pa	Pf	Pa	Pf	Pa	Pf	Pa
-40	3.5	2.6	2.6	2.6	1.9	2.5	-	-
-35	5	3.1	3.9	3.1	2.9	3.1	-	-
-30	6.6	3.6	5.3	3.7	4.1	3.7	3.8	3.8
-25	8.5	4	6.9	4.2	5.4	4.4	5.1	4.4
-20	10.7	4.4	8.8	4.7	7	5	6.6	5
-15	13.4	4.7	11.1	5.2	8.9	5.6	8.5	5.7
-10	16.6	5.1	14	5.7	11.4	6.2	10.9	6.3
-6	19.7	5.3	16.7	6	13.8	6.7	-	-

SP2L060E								
Tc	30		40		50		52	
Te	Pf	Pa	Pf	Pa	Pf	Pa	Pf	Pa
-40	4	3	3	2.9	2.2	2.9	-	-
-35	5.7	3.6	4.4	3.6	3.4	3.6	-	-
-30	7.6	4.1	6	4.2	4.6	4.3	4.4	4.3
-25	9.7	4.6	7.9	4.8	6.1	5	5.8	5
-20	12.3	5	10.1	5.4	8	5.7	7.5	5.7
-15	15.3	5.4	12.7	5.9	10.2	6.4	9.7	6.5
-10	19	5.7	16	6.4	13	7.1	12.5	7.2
-6	22.5	6	19.1	6.8	15.8	7.6	-	-

SP4LF060E/SP4LN060E								
Tc	30		40		50		52	
Te	Pf	Pa	Pf	Pa	Pf	Pa	Pf	Pa
-40	5.2	3.4	4.0	3.4	2.7	3.3	-	-
-35	6.9	4.0	5.4	4.1	3.8	4.2	-	-
-30	9.2	4.6	7.3	4.9	5.3	5.1	5.0	5.1
-25	11.9	5.2	9.7	5.6	7.4	6.0	6.9	6.1
-20	15.1	5.8	12.5	6.3	9.9	6.8	9.4	6.9
-15	18.8	6.4	15.9	7.0	12.9	7.7	12.3	7.8
-10	23.0	6.9	19.8	7.7	16.4	8.5	15.7	8.7
-6	26.8	7.3	23.2	8.2	19.5	9.1	-	-

SP4LF080E/SP4LN080E								
Tc	30		40		50		52	
Te	Pf	Pa	Pf	Pa	Pf	Pa	Pf	Pa
-40	6.2	4.1	4.8	4.0	3.3	4.0	-	-
-35	8.3	4.8	6.5	4.9	4.6	5.1	-	-
-30	11.0	5.6	8.7	5.8	6.4	6.1	5.9	6.2
-25	14.3	6.3	11.6	6.7	8.9	7.2	8.3	7.3
-20	18.1	7.0	15.0	7.6	11.9	8.2	11.2	8.3
-15	22.6	7.7	19.1	8.4	15.5	9.2	14.8	9.4
-10	27.7	8.3	23.7	9.2	19.7	10.2	18.8	10.4
-6	32.1	8.8	27.8	9.9	23.4	11.0	-	-

SP4LF100E/SP4LN100E								
Tc	30		40		50		52	
Te	Pf	Pa	Pf	Pa	Pf	Pa	Pf	Pa
-40	7.3	4.7	5.6	4.7	3.8	4.6	-	-
-35	9.7	5.6	7.5	5.8	5.3	5.9	-	-
-30	12.8	6.5	10.2	6.8	7.5	7.1	6.9	7.2
-25	16.6	7.3	13.5	7.8	10.3	8.4	9.7	8.5
-20	21.1	8.1	17.5	8.8	13.9	9.6	13.1	9.7
-15	26.4	8.9	22.3	9.8	18.1	10.7	17.2	10.9
-10	32.3	9.7	27.7	10.8	22.9	11.9	22.0	12.1
-6	37.5	10.3	32.5	11.5	27.3	12.8	-	-

SP4LF120E/SP4LN120E								
Tc	30		40		50		52	
Te	Pf	Pa	Pf	Pa	Pf	Pa	Pf	Pa
-40	8.3	5.4	6.4	5.4	4.4	5.3	-	-
-35	11.1	6.4	8.6	6.6	6.1	6.7	-	-
-30	14.6	7.4	11.6	7.8	8.6	8.2	7.9	8.2
-25	19.0	8.4	15.5	9.0	11.8	9.6	11.1	9.7
-20	24.2	9.3	20.1	10.1	15.8	10.9	15.0	11.1
-15	30.1	10.2	25.4	11.2	20.6	12.3	19.7	12.5
-10	36.9	11.1	31.6	12.3	26.2	13.6	25.1	13.9
-6	42.9	11.7	37.1	13.2	31.2	14.6	-	-

SP4L150E								
Tc	30		40		50		52	
Te	Pf	Pa	Pf	Pa	Pf	Pa	Pf	Pa
-40	9.6	6.2	7.4	6.2	5.0	6.1	-	-
-35	12.8	7.4	10.0	7.6	7.0	7.8	-	-
-30	16.9	8.6	13.5	9.0	9.9	9.4	9.2	9.5
-25	22.0	9.7	17.9	10.4	13.6	11.0	12.8	11.2
-20	27.9	10.8	23.2	11.7	18.3	12.6	17.3	12.8
-15	34.8	11.8	29.4	13.0	23.9	14.2	22.7	14.4
-10	42.6	12.8	36.5	14.2	32.3	15.7	29.0	16.0
-6	49.5	13.6	42.9	15.2	36.1	16.9	-	-

SP4L180E								
Tc	30		40		50		52	
Te	Pf	Pa	Pf	Pa	Pf	Pa	Pf	Pa
-40	11.1	7.2	8.6	7.2	5.8	7.1	-	-
-35	14.8	8.6	11.6	8.8	8.1	9.0	-	-
-30	19.6	9.9	15.6	10.4	11.5	10.9	10.6	11.0
-25	25.5	11.2	20.7	12.0	15.8	12.8	14.8	13.0
-20	32.4	12.5	26.9	13.5	21.2	14.7	20.1	14.9
-15	40.4	13.7	34.1	15.0	27.7	16.5	26.4	16.7
-10	49.4	14.8	42.4	16.5	35.1	18.2	33.7	18.6
-6	57.4	15.7	49.7	17.6	41.9	19.6	-	-

性能参数（SP*L，制冷剂R507A)

SP4L220E

Tc	30		40		50		52	
Te	Pf	Pa	Pf	Pa	Pf	Pa	Pf	Pa
-40	12.8	8.3	9.8	8.2	6.7	8.1	-	-
-35	17.0	9.9	13.3	10.1	9.3	10.4	-	-
-30	22.5	11.4	17.9	12.0	13.1	12.5	12.2	12.7
-25	29.2	12.9	23.8	13.8	18.1	14.7	17.0	14.9
-20	37.1	14.3	30.8	15.5	24.3	16.8	23.0	17.1
-15	46.3	15.7	39.1	17.2	31.7	18.9	30.2	19.2
-10	56.7	17.0	48.6	18.9	40.3	20.9	38.6	21.3
-6	65.9	18.0	57.0	20.2	48.0	22.5	-	-

SP4L250E

Tc	30		40		50		52	
Te	Pf	Pa	Pf	Pa	Pf	Pa	Pf	Pa
-40	15.4	10.0	11.8	9.9	8.1	9.8	-	-
-35	20.5	11.9	15.9	12.2	11.2	12.5	-	-
-30	27.1	13.7	21.5	14.4	15.8	15.1	14.6	15.2
-25	35.1	15.5	28.6	16.6	21.8	17.7	20.5	17.9
-20	44.7	17.2	37.1	18.7	29.3	20.2	27.7	20.5
-15	55.7	18.9	47.0	20.7	38.2	22.7	36.4	23.1
-10	68.2	20.5	58.4	22.8	48.5	25.1	46.5	25.6
-6	79.2	21.7	68.6	24.3	57.8	27.1	-	-

SP6L270E

Tc	30		40		50		52	
Te	Pf	Pa	Pf	Pa	Pf	Pa	Pf	Pa
-40	16.7	10.9	12.8	10.8	8.8	10.6	-	-
-35	22.3	12.9	17.3	13.3	12.2	13.5	-	-
-30	29.4	14.9	23.4	15.7	17.2	16.4	15.9	16.6
-25	38.2	16.9	31.1	18.0	23.7	19.2	22.3	19.5
-20	48.6	18.7	40.3	20.3	31.8	22.0	30.1	22.3
-15	60.6	20.5	51.1	22.6	41.5	24.7	39.5	25.1
-10	74.1	22.3	63.5	24.7	52.7	27.3	50.5	27.9
-6	86.2	23.6	74.6	26.4	62.8	29.4	-	-

SP6L300E

Tc	30		40		50		52	
Te	Pf	Pa	Pf	Pa	Pf	Pa	Pf	Pa
-40	19.2	12.5	14.8	12.4	10.1	12.2	-	-
-35	25.6	14.9	19.9	15.2	14.0	15.6	-	-
-30	33.8	17.2	26.9	18.0	19.8	18.9	18.3	19.0
-25	43.9	19.4	35.7	20.7	27.3	22.1	25.6	22.4
-20	55.8	21.5	46.3	23.4	36.6	25.3	34.6	25.7
-15	69.6	23.6	58.8	25.9	47.7	28.4	45.5	28.9
-10	85.2	25.6	73.0	28.4	60.6	31.4	58.1	32.0
-6	99.0	27.1	85.8	30.4	72.2	33.8	-	-

SP6L400E

Tc	30		40		50		52	
Te	Pf	Pa	Pf	Pa	Pf	Pa	Pf	Pa
-40	23.1	15.0	17.7	14.9	12.1	14.7	-	-
-35	30.7	17.8	23.9	18.3	16.8	18.7	-	-
-30	40.6	20.6	32.3	21.6	23.7	22.6	22.0	22.8
-25	52.7	23.2	42.9	24.9	32.8	26.5	30.7	26.9
-20	67.0	25.8	55.6	28.0	43.9	30.3	41.6	30.8
-15	83.5	28.3	70.5	31.1	57.2	34.1	54.6	34.7
-10	102.3	30.7	87.7	34.1	72.7	37.7	69.7	38.4
-6	118.8	32.5	102.9	36.5	86.6	40.6	-	-

SP8L500E

Tc	30		40		50		52	
Te	Pf	Pa	Pf	Pa	Pf	Pa	Pf	Pa
-40	34.8	20.6	17.6	18.5	9.2	15.8	-	-
-35	43.8	22.8	26.6	21.6	17.3	19.7	-	-
-30	54.7	25.5	37.1	25.2	26.5	24.2	24.8	23.6
-25	67.8	28.4	49.4	29.1	37.2	29.1	35.0	28.8
-20	83.4	31.4	63.9	33.2	49.7	34.3	47.1	34.2
-15	101.9	34.2	81.0	37.3	64.5	39.6	61.3	39.7
-10	123.7	36.8	101.0	41.2	81.8	44.8	78.0	45.1
-6	143.8	38.5	119.4	44.0	97.8	48.7	-	-

SP8L600E

Tc	30		40		50		52	
Te	Pf	Pa	Pf	Pa	Pf	Pa	Pf	Pa
-40	41.6	24.5	21.1	22.1	11.0	18.9	-	-
-35	52.3	27.2	31.8	25.8	20.7	23.5	-	-
-30	65.3	30.4	44.3	30.0	31.6	28.9	29.6	28.2
-25	80.9	33.9	59.0	34.7	44.4	34.8	41.8	34.4
-20	99.5	37.4	76.3	39.6	59.3	41.0	56.2	40.8
-15	121.6	40.9	96.7	44.5	76.9	47.3	73.1	47.4
-10	147.7	43.9	120.6	49.1	97.7	53.4	93.1	53.9
-6	171.7	46.0	142.6	52.5	116.7	58.2	-	-

图例

Pf = 制冷量(kW)

Pa = 输入功率(kW)

Te = 蒸发温度(℃)

Tc = 冷凝温度(℃)

50Hz = 频率

液体过冷度5K

吸气过热度10K

表示需要附加冷却(参考应用界限)

参考全负荷50Hz运转界限

不同工况下的性能数据请参考莱富康选型软件

供货范围

标准配件项目:

- SP2星形接法电机（400V/3/50Hz)或者三角形接法电机（230V/3/50Hz）；
- 部分绕组启动电机（400V/3/50Hz 或 460V/3/60Hz);
- 曲轴箱加热器;
- 排气截止阀;
- 吸气截止阀;
- 弹簧减震垫（SP2和SP8为橡胶减振垫）；
- 直接启动过桥(DOL);
- 安全阀;
- 油视镜;
- 油过滤器(仅对带油泵压缩机);
- 油充注;
- PTC热敏保护电阻;
- INT69保护模块（230V/1/50 或 60Hz）（SP2）；
- INT69B2保护模块（230V/1/50 或 60Hz）（除SP2外）；
- IP54等级电气盒;
- 充氮保护。

可选配件项目:

- SP2星形接法电机（380V/3/60Hz)或者三角形接法电机（220V/3/60Hz）；
- 星-三角启动电机（400V/3/50Hz-460V/3/60Hz）；
- 特殊电压的电机;
- 油压差开关组件（仅适用于强制润滑压缩机）；
- 光电油位开关组件（仅适用于飞溅式润滑压缩机）；
- CR能量调节组件;
- SU卸载启动组件;
- 喷液组件（不适用于SP2）；
- 风扇组件（不适用于SP8）；
- 排温探头组件;
- 油充注阀;
- 压缩机并联接口;
- 特殊包装。

压缩机类型	能量调节的级数	能量调节点	能量调节的级数	能量调节点
2缸	-	-	-	-
4缸	1	50%	-	-
6缸	1	66%	2	66%-33%
8缸	1	75%	2	75%-50%

压缩机的电子配件（电子保护模块，曲轴箱加热器，CR、SU电磁阀线圈）的标准电制均为230V AC 50/60Hz，如需特殊电制的配件，请咨询RefComp。

SP2L0300/SP2L030E、SP2L0400/SP2L040E、SP2L(H)0500/SP2L050E、SP2L(H)0600/SP2L060E

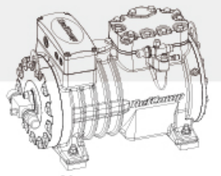

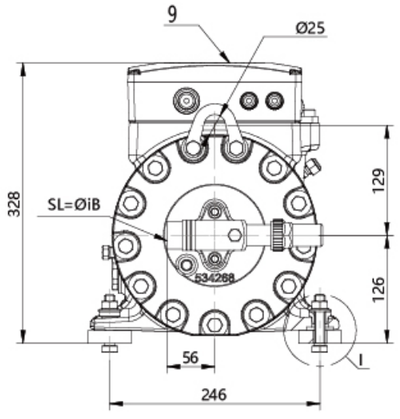

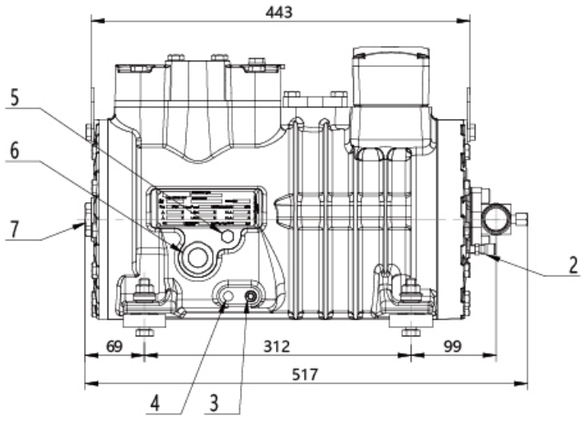

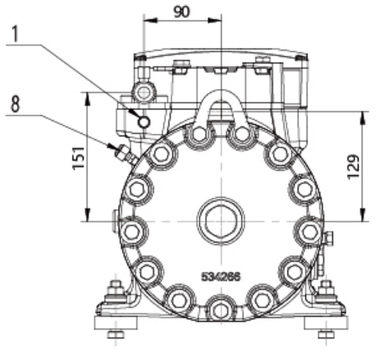

	Serie/Type					
	SP2L0300/030E	SP2L0400/040E	SP2L0500/050E	SP2L0600/060E	SP2H0500/050E	SP2H0600/060E
Ø iA	16-5/8"	16-5/8"	22-7/8"	22-7/8"	16-5/8"	16-5/8"
Ø iB	28-1 1/8"	28-1 1/8"	28-1 1/8"	28-1 1/8"	28-1 1/8"	28-1 1/8"

图例

1	高压接口 1/4" SAE-FLARF 排气温度传感器 1/8" NPT(可选)
2	低压接口 1/4" SAE-FLARE
3	排油堵 1/4" NPT
4	曲轴箱加热器
5	注油口 1/4" NPT
6	油位视镜
7	堵头1 1/8"-18UNEF 光电油位开关(可选)
8	低压接口 1/4" SAE-FLARE
9	接线盒
DL)排气截止阀	
SL)吸气截止阀	

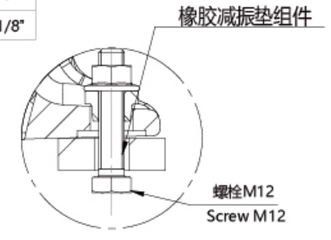

视图 I
DETAIL I
1:2

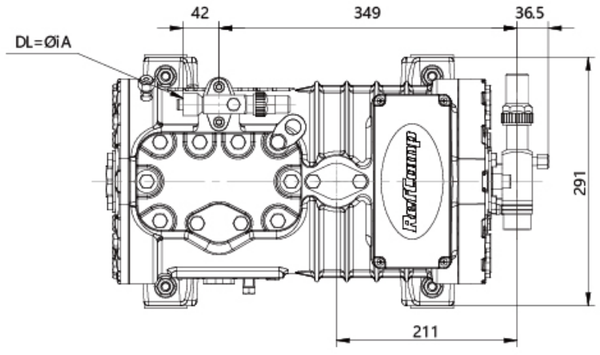

SP2H0800/SP2H080E、SP2H0900/SP2H090E

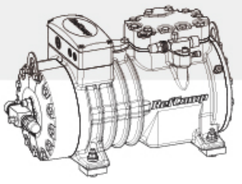

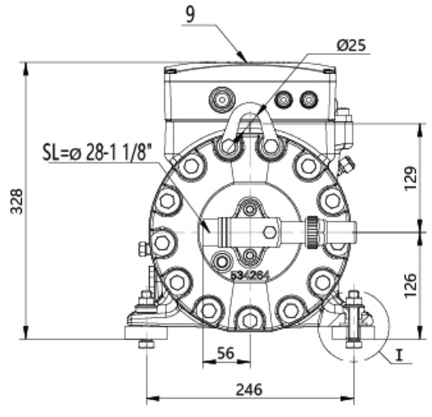

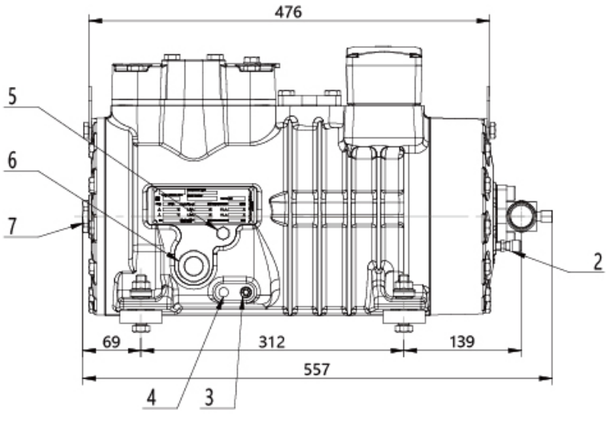

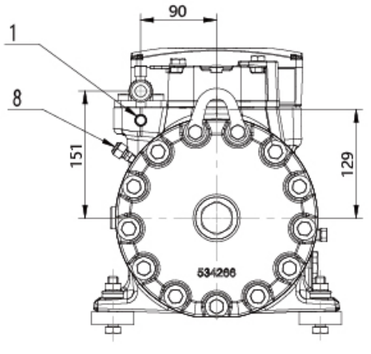

图例

1	高压接口 1/4" SAE-FLARF 排气温度传感器 1/8" NPT(可选)
2	低压接口 1/4" SAE-FLARE
3	排油堵 1/4" NPT
4	曲轴箱加热器
5	注油口 1/4" NPT
6	油位视镜
7	堵头1 1/8"-18UNEF 光电油位开关(可选)
8	低压接口 1/4" SAE-FLARE
9	接线盒
DL)排气截止阀	
SL)吸气截止阀	

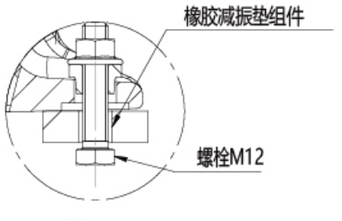

视图 I
DETAIL I
1:2

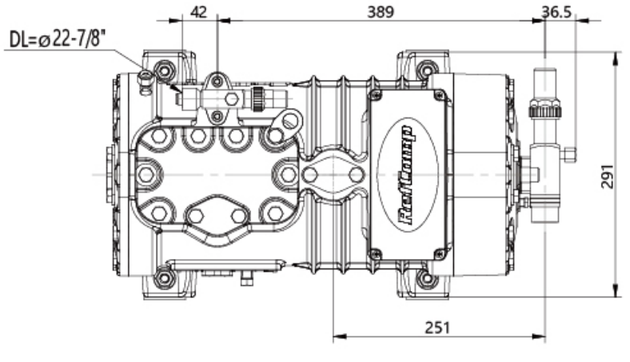

SP4LF0600/SP4LF060E、SP4LF0800/SP4LF080E、SP4L(H)F1000/SP4L(H)F100E、SP4L(H)F1200/SP4L(H)F120E

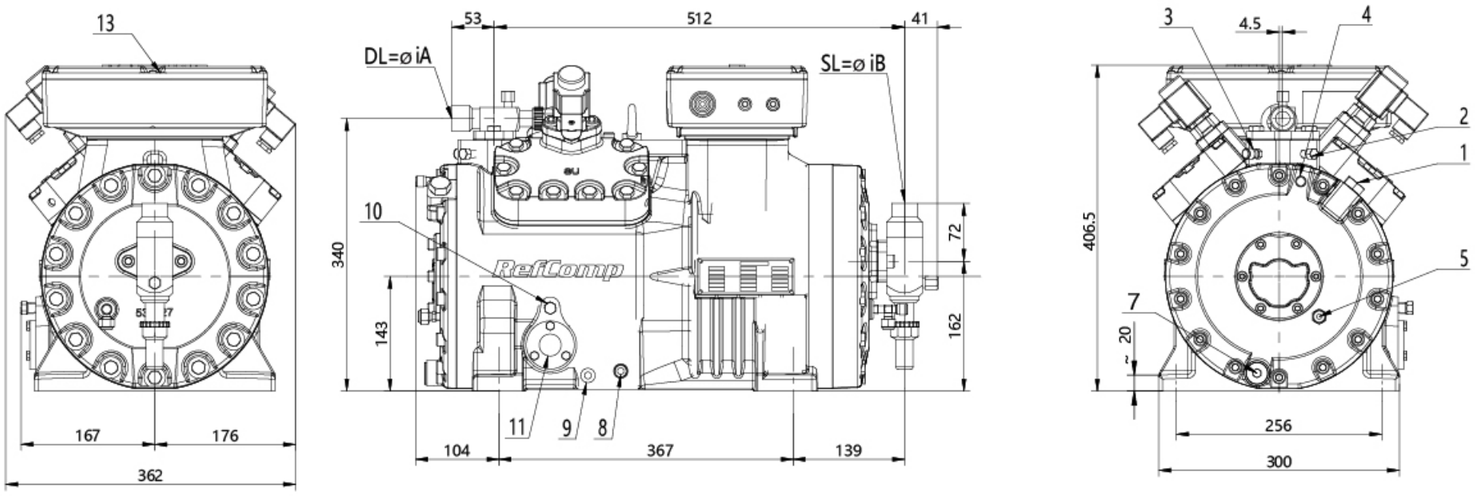

图例

1	电子油压差开关接口
2	排气温度传感器接口1/8"NPT
3	高压接口 1/8"NPT
4	油高压侧接口 1/4"SAE-FLARE
5	油低压侧接口 1/4"SAE-FLARE
6	低压接口 1/8"NPT
7	油过滤器M22x1.5
8	排油堵3/8"NPT
9	曲轴箱加热器
10	注油口1/4"NPT
11	油位视镜
12	LCM喷液接口1/8"NPT
13	接线盒
14	低压接口1/4"SAE-FLARE
DL)排气截止阀	
SL)吸气截止阀	
CR)能量调节组件	
SU)卸载启动组件	

Serie/Type	Ø iA	Ø iB
SP4LF0600/060E	22-7/8"	28-1 1/8"
SP4LF0800/080E	28-1 1/8"	35-1 3/8"
SP4LF1000/100E	28-1 1/8"	35-1 3/8"
SP4LF1200/120E	28-1 1/8"	35-1 3/8"
SP4HF1000/100E	22-7/8"	28-1 1/8"
SP4HF1200/120E	28-1 1/8"	35-1 3/8"

SP4HF1500/SP4HF150E、SP4HF2000/SP4HF200E

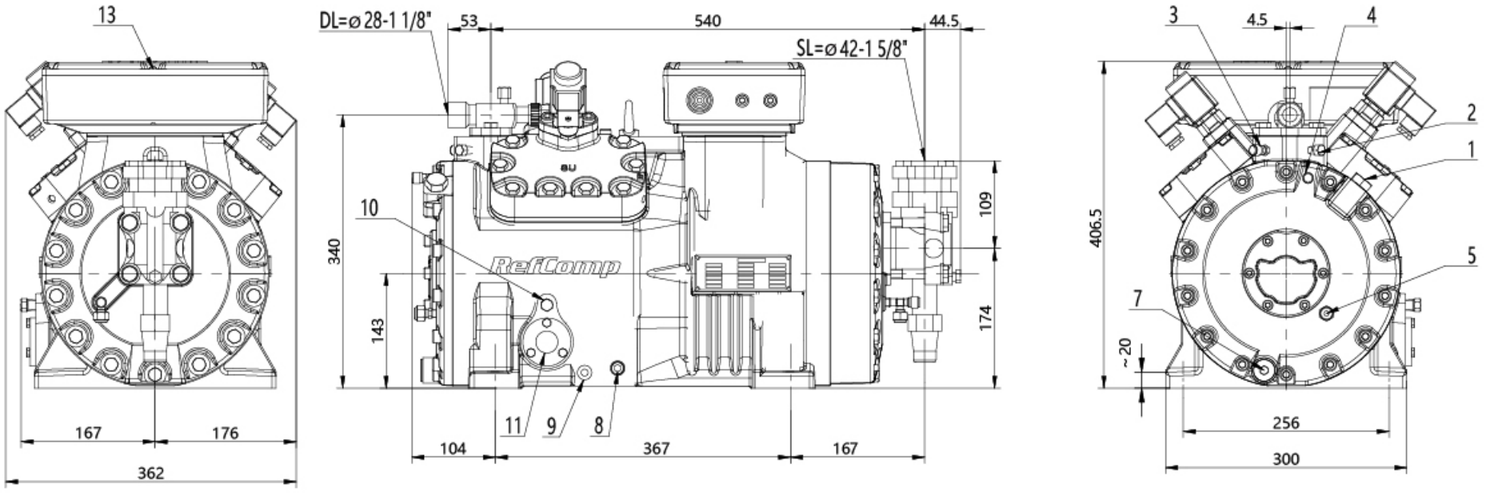

图例

1	电子油压差开关接口
2	排气温度传感器接口1/8"NPT
3	高压接口 1/8"NPT
4	油高压侧接口 1/4"SAE-FLARE
5	油低压侧接口 1/4"SAE-FLARE
6	低压接口 1/8"NPT
7	油过滤器M22x1.5
8	排油堵3/8"NPT
9	曲轴箱加热器
10	注油口1/4"NPT
11	油位视镜
12	LCM喷液接口1/8"NPT
13	接线盒
14	低压接口1/4"SAE-FLARE
DL)排气截止阀	
SL)吸气截止阀	
CR)能量调节组件	
SU)卸载启动组件	

SP4LN0600/SP4LN060E、SP4LN0800/SP4LN080E、SP4L(H)N1000/SP4L(H)N100E、SP4L(H)N1200/SP4L(H)N120E

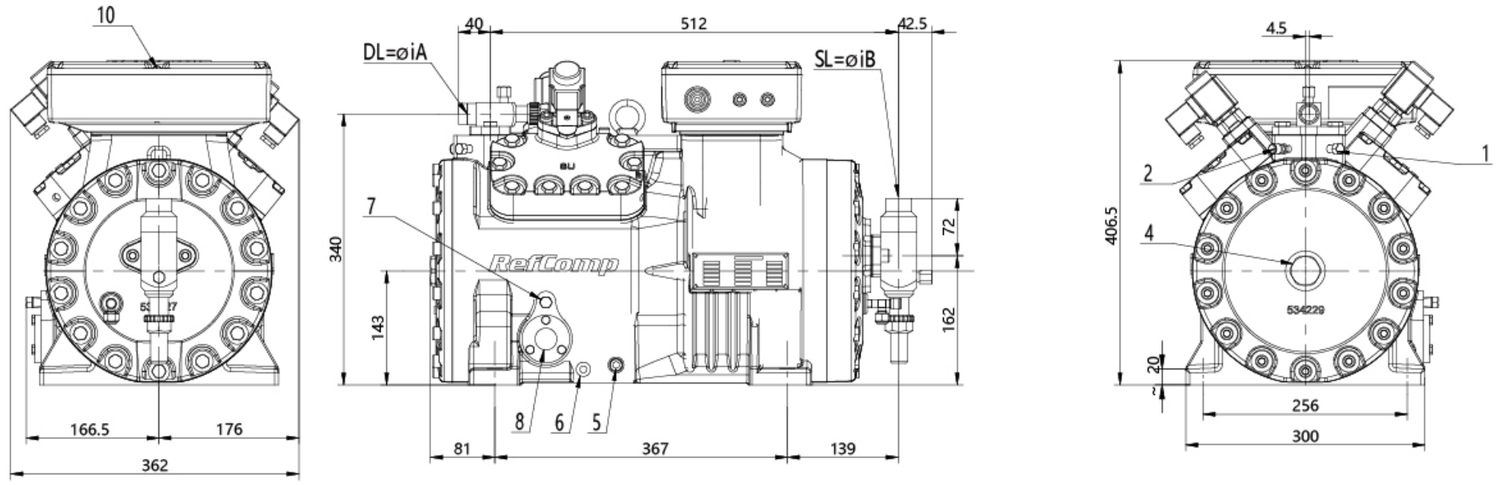

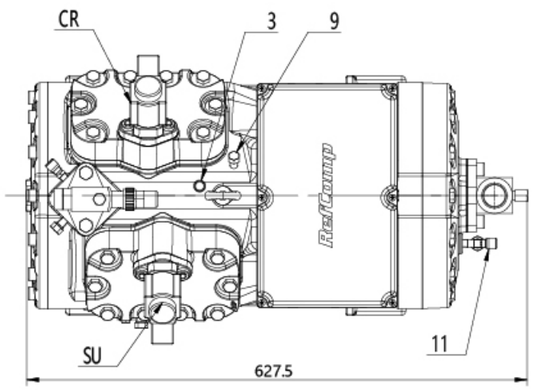

图例

1	排气温度传感器接口1/8"NPT
2	高压接口 1/8"NPT
3	低压接口 1/8"NPT
4	堵头1 1/8-18UNEF 光电油位开关(可选)
5	排油堵 3/8"NPT
6	曲轴箱加热器
7	注油口 1/4"NPT
8	油位视镜
9	LCM喷液接口 1/8"NPT
10	接线盒
11	低压接口1/4"SAE-FLARE
DL)排气截止阀	
SL)吸气截止阀	
CR)能量调节组件	
SU)卸载启动组件	

Serie/Type	Ø iA	Ø iB
SP4LN0600/060E	22-7/8"	28-1 1/8"
SP4LN0800/080E	28-1 1/8"	35-1 3/8"
SP4LN1000/100E	28-1 1/8"	35-1 3/8"
SP4LN1200/120E	28-1 1/8"	35-1 3/8"
SP4HN1000/100E	22-7/8"	28-1 1/8"
SP4HN1200/120E	28-1 1/8"	35-1 3/8"

SP4HN1500/SP4HN150E、SP4HN2000/SP4HN200E

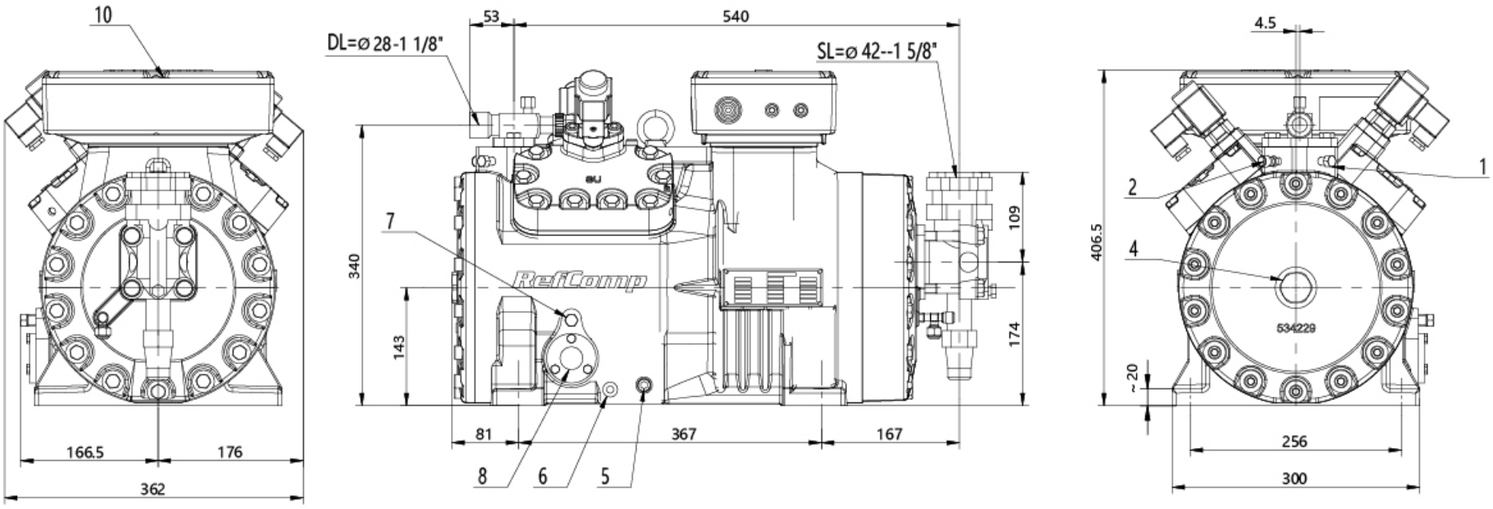

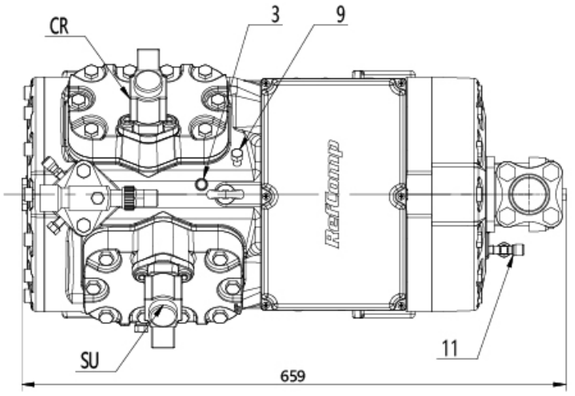

图例

1	排气温度传感器接口1/8"NPT
2	高压接口 1/8"NPT
3	低压接口 1/8"NPT
4	堵头1 1/8-18UNEF 光电油位开关(可选)
5	排油堵 3/8"NPT
6	曲轴箱加热器
7	注油口 1/4"NPT
8	油位视镜
9	LCM喷液接口 1/8"NPT
10	接线盒
11	低压接口1/4"SAE-FLARE
DL)排气截止阀	
SL)吸气截止阀	
CR)能量调节组件	
SU)卸载启动组件	

SP4L1500—SP4L2500/SP4L150E—SP4L250E;
SP4H2200—SP4H3500/SP4H220E—SP4H350E

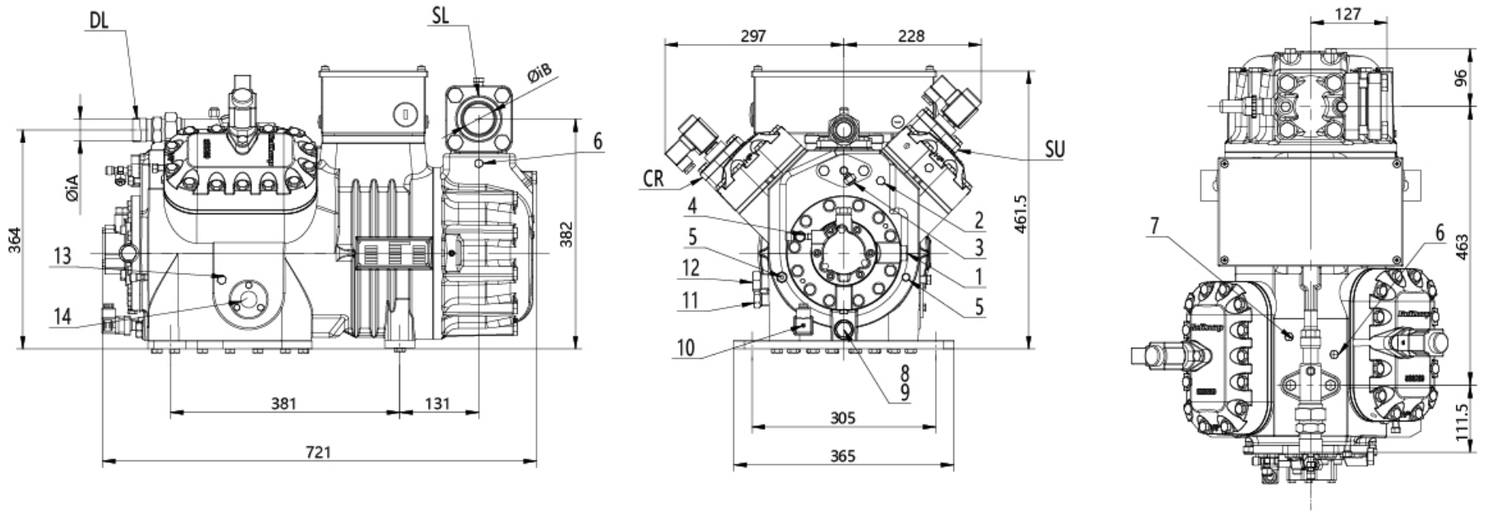

图例

1	电子油压差开关接口
2	排气温度传感器1/8"NPT
3	高压接口 1/4"SAE-FLARE
4	油高压侧接口 1/4"SAE-FLARE
5	油低压侧接口 1/4"SAE-FLARE
6	低压接口 1/8"NPT
7	低压接口 1/8"NPT(液体喷射)
8	油过滤器
9	排油堵 3/8"NPT
10	曲轴箱加热器
11	油平衡接口(并联运行)1/2"NPT
12	气平衡接口(并联运行)3/4"NPT
13	注油口 1/4"NPT

14	油位视镜
DL) 排气截止阀	
SL) 吸气截止阀	
CR) 能量调节组件	
SU) 卸载启动组件	

Serie/Type	Φi A	Φi B
SP4H2200/220E	28	42
SP4L1500/150E	28	42
SP4H2500/250E	28	54
SP4L1800/180E	28	42
SP4H3000/300E	28	54
SP4L2200/220E	28	54
SP4H3500/350E	35	54
SP4L2500/250E	35	54

SP6L2700—SP6L3000/SP6L270E—SP6L300E;
SP6H3700—SP6H4000/SP6H370E—SP6L400E

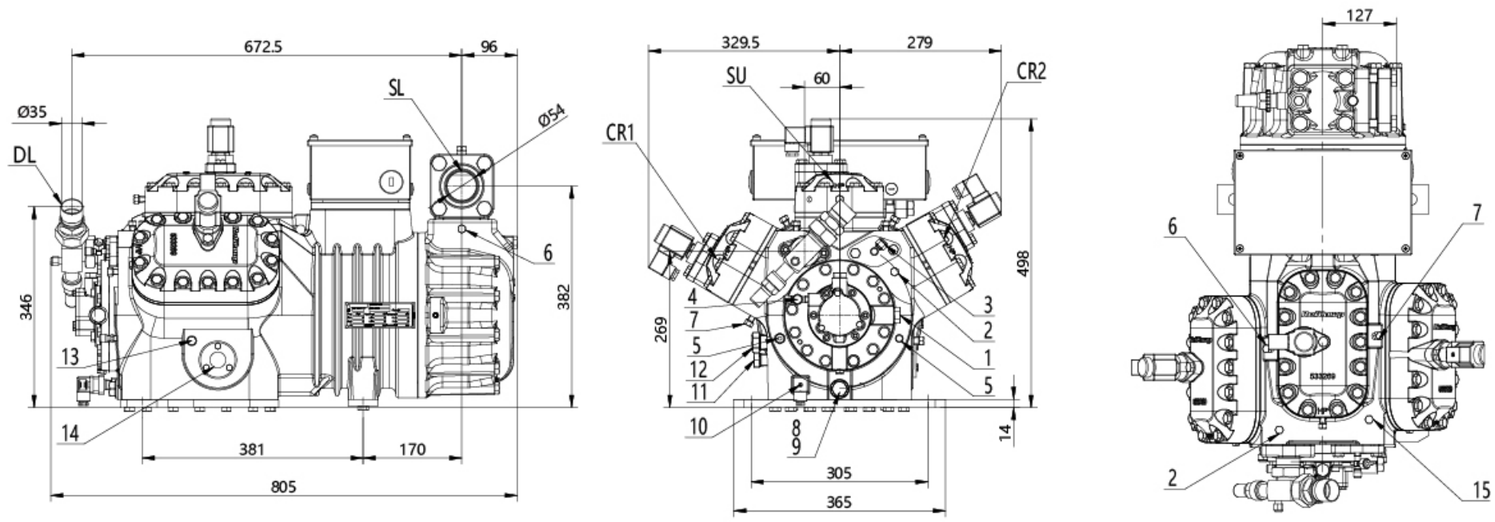

图例

1	电子油压差开关接口
2	排气温度传感器1/8"NPT
3	高压接口 1/4"SAE-FLARE
4	油高压侧接口 1/4"SAE-FLARE
5	油低压侧接口 1/4"SAE-FLARE
6	低压接口 1/8"NPT
7	低压接口 1/8"NPT(液体喷射)
8	油过滤器
9	排油堵 3/8"NPT
10	曲轴箱加热器
11	油平衡接口(并联运行)1/2"NPT
12	气平衡接口(并联运行)3/4"NPT
13	注油口 1/4"NPT

14	油位视镜
15	高压接口 1/4"NPT
DL) 排气截止阀	
SL) 吸气截止阀	
CR1) 能量调节组件	
CR2) 能量调节组件	
SU) 卸载启动组件	

SP6L4000/SP6L400E、SP6H5000/SP6H500E

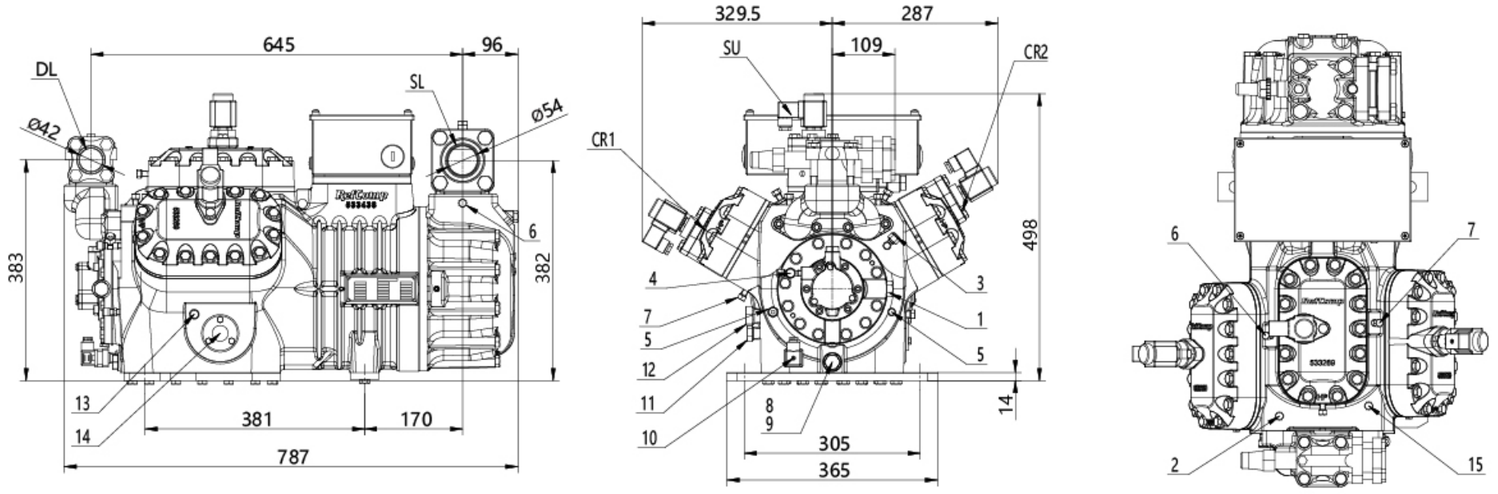

图例

1	电子油压差开关接口
2	排气温度传感器1/8"NPT
3	高压接口 1/4"SAE-FLARE
4	油高压侧接口 1/4"SAE-FLARE
5	油低压侧接口 1/4"SAE-FLARE
6	低压接口 1/8"NPT
7	低压接口 1/8"NPT(液体喷射)
8	油过滤器
9	排油堵 3/8"NPT
10	曲轴箱加热器
11	油平衡接口(并联运行)1/2"NPT
12	气平衡接口(并联运行)3/4"NPT
13	注油口 1/4"NPT

14	油位视镜
15	高压接口 1/4"NPT
DL) 排气截止阀	
SL) 吸气截止阀	
CR1) 能量调节组件	
CR2) 能量调节组件	
SU) 卸载启动组件	

SP8H6000/SP8H600E、SP8H7000/SP8H700E;
SP8L5000/SP8L500E、SP8L6000/SP8L600E

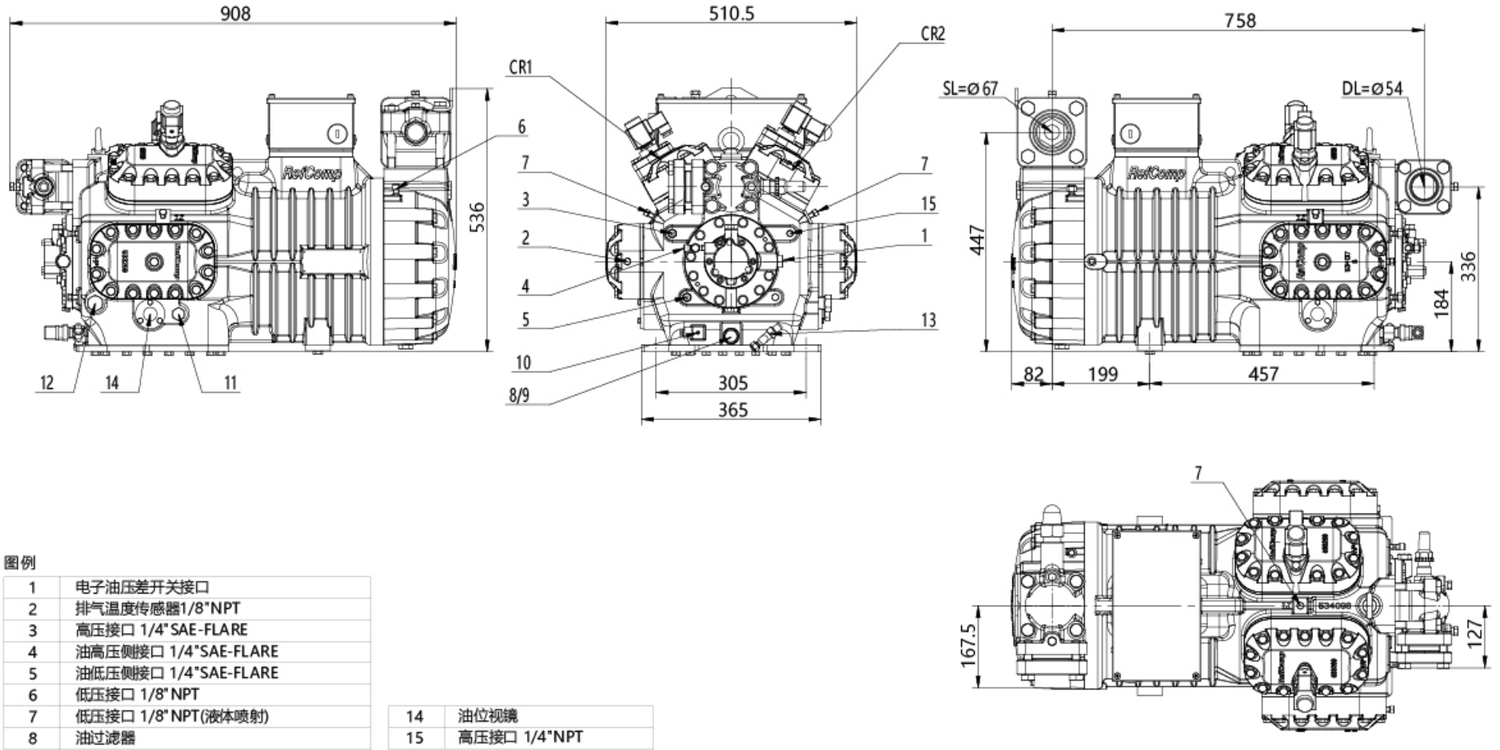

图例

1	电子油压差开关接口
2	排气温度传感器1/8"NPT
3	高压接口 1/4"SAE-FLARE
4	油高压侧接口 1/4"SAE-FLARE
5	油低压侧接口 1/4"SAE-FLARE
6	低压接口 1/8"NPT
7	低压接口 1/8"NPT(液体喷射)
8	油过滤器
9	排油堵 3/8"NPT
10	曲轴箱加热器
11	油平衡接口(并联运行)1/2"NPT
12	气平衡接口(并联运行)3/4"NPT
13	注油口 1/4"NPT

14	油位视镜
15	高压接口 1/4"NPT
DL) 排气截止阀	
SL) 吸气截止阀	
CR1) 能量调节组件	
CR2) 能量调节组件	
SU) 卸载启动组件	